

ASK Indian Entrepreneur Portfolio Factsheet - May 2024

Public

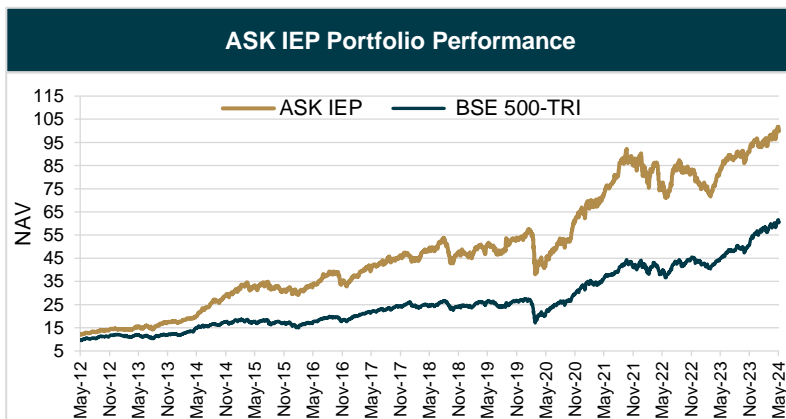
ASK Investment
Managers

Investment Approach Objective: ASK Indian Entrepreneur Portfolio (ASK IEP) invests in entrepreneurially driven and/or family-owned businesses; listed on the Indian stock markets, for compounding gains over the medium to long term.

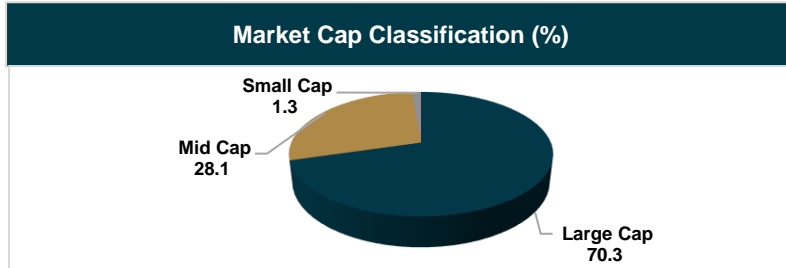
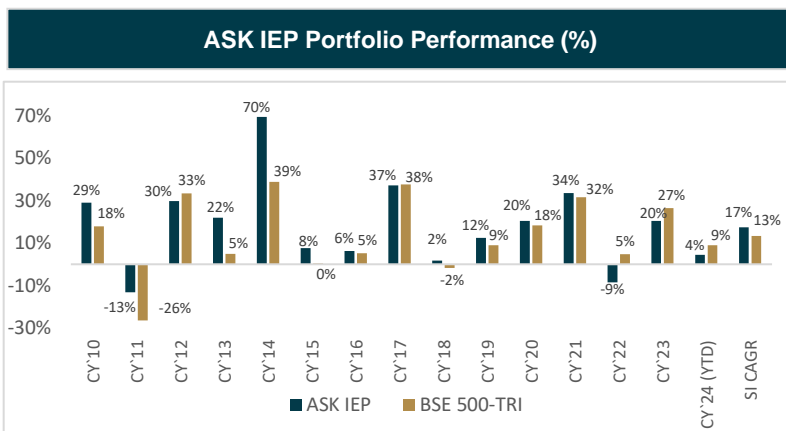
Top 10 Holdings (%)	
Interglobe Aviation Ltd	5.5
Bharti Airtel Ltd	5.4
Cholamandalam Investment & Finance Co. Ltd	5.3
Reliance Industries Ltd	5.0
Torrent Pharmaceuticals Ltd	4.9
APL Apollo Tubes Ltd	4.7
Bajaj Finserv Ltd	4.6
Bajaj Finance Ltd	4.4
Patanjali Foods Limited	4.4
Astral Poly Technik Ltd	4.3

Top Sector Weights (%)	
Pharma	13.8
NBFC	9.8
Telecom	8.0
FMCG	6.4
Banks	6.0
Port	5.5
Aviation	5.5
Oil & Gas	5.0

ASK IEP Portfolio Metrics	
Total Assets under Management & Advisory in Rs. Crs.	17,438
Weighted Average Market Cap in Rs. Crs.	3,32,764
Median Market Cap in Rs. Crs.	1,04,244



Rs. 1 Cr invested in ASK IEP in Jan 2010 is now worth Rs. 9.98 Crs v/s Rs. 6.06 Crs in BSE 500-TRI



ASK IEP Portfolio Update

In the March quarter, portfolio companies recorded revenue and profit growth of 17% and 21%, respectively. **Adani Port, Cholamandalam Investment, Interglobe Aviation, PI Industries, Polycab, Sona BLW and Torrent Pharma** reported strong numbers. **Whereas APL Apollo, Asian Paints and Dr Reddy's Labs' earnings were lower than estimates.**

- **APL Apollo earnings were lower than the estimates due to lower margins, which we believe should recover going in FY25.**
- We believe Asian Paints should be able to withstand the increased competitive intensity and report double growth volume growth going forward.
- Dr Reddy's should be beneficiary of the lower price erosion which the US generic market is witnessing

During the month, **we trimmed our exposure in AU Small Finance Bank, Cholamandalam Investment and exited Avenue Supermart.** We **increased our weightage in Varun Beverages, TVS Motors and Sun Pharma.**

We believe the continued earnings strength of India Inc, coupled with strong macro and policy continuity bodes well for the long-term superior returns. While portfolios have trailed benchmark, we believe focus on right areas of manufacturing, consumption and healthcare should lead to superior compounding returns. Strong delivered and expected earnings growth backed by superior capital efficiency lends confidence in portfolio's performance.

Note: Inception Date of ASK IEP is 25-Jan-2010. Note: Performance figures are net of all fees and expenses. ASK Portfolio returns are composite returns of all the Portfolios aligned to the investment approach as on May 31st, 2024. Returns for individual client may differ depending on time of entry in the Portfolio. Past performance may or may not be sustained in future and should not be used as basis for comparison with other investments. Returns for 1 year or lesser time horizon are absolute returns, while more than 1 year are CAGR. Returns have been calculated using Time Weighted Rate of Return method (TWRR) as prescribed by the SEBI. Source: Closing Price as sourced from Bloomberg. Returns for 1 year or less time period are absolute returns, while more than 1 year are CAGR. Market Cap is according to AMFI Classification which happens half yearly. Classification as on Dec '23. As per SEBI regulatory requirement, the benchmark for this investment approach is revised from BSE 500 to BSE 500 TRI w.e.f. 1 April 2023.

Key Investment Approach Objectives & Attributes

- Size of pond vs size of fish
- Dominance
- Resilience
- Liquidity

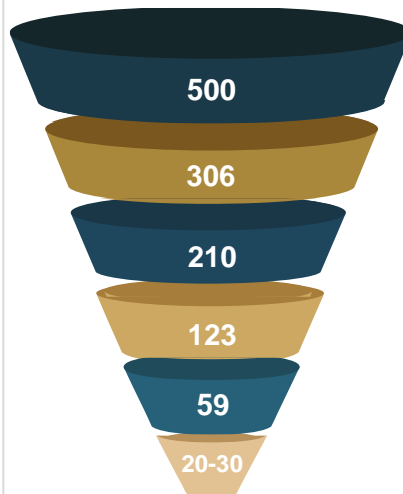


- High quality of business
- (Superior RoCE)
- Strong moat, Impregnability
- Sustainability
- Key pivot of strong wealth creation

- Quantum
- Consistency
- Durability
- Predating (Early vs Later)
- Compounding power

- Favorable Price-Value Gap
- Margin of safety

Investment Approach Research Methodology & Filtration



Top 500 as per market capitalization

Only companies > 25% promoter / family holding (except in very rare and fit cases), Universe of Entrepreneurs and/or Family Owned Business = 306 cos

Condition of minimum PBT of INR 100 Crs (USD 16 mn)

Subjective evaluation on management quality, their integrity, vision, past track record, execution, capital allocations and distribution skills, corporate governance standards etc.

Quality of Business (Capital Efficiency) - Minimum ROCE of 25%

Two more filters for selection of stocks a) Minimum 20-25% earnings growth over the next 3 to 5 years without capital dilution and b) Price-Value gap (Margin of Safety) of 20%

FY-wise Drawdown Analysis

Financial Year	Max Drawdown		FY Performance	
	ASK IEP	BSE 500-TRI	ASK IEP	BSE 500- TRI
FY 11	-18%	-20%	22%	9%
FY 12	-14%	-24%	3%	-8%
FY 13	-4%	-10%	13%	7%
FY 14	-7%	-15%	34%	19%
FY 15	-2%	-7%	73%	35%
FY 16	-15%	-19%	-5%	-6%
FY 17	-17%	-12%	25%	26%
FY 18	-5%	-11%	15%	13%
FY 19	-19%	-16%	11%	10%
FY 20	-31%	-38%	-18%	-26%
FY 21	-11%	-10%	69%	79%
FY 22	-18%	-14%	21%	22%
FY 23	-17%	-15%	-13%	-1%
FY 24	-6%	-6%	32%	40%

ASK IEP Portfolio Cos Average Performance over last 5 years (CAGR) as on FY23

Sales	OP	PBT	ROCE*	PAT
17%	18%	19%	32%	22%

*For Banking & Financial companies, we have not considered ROCE, but have considered ROE for the above analysis. ROCE is only for FY

Risk Parameters (Since inception)

Parameter	ASK IEP	BSE 500-TRI
Beta	0.84	NA
Standard Deviation	15.9%	16.2%
Sharpe Ratio	0.60	0.37

Key Terms

Portfolio Name	ASK Indian Entrepreneur Portfolio (IEP)
Platform / Structure	PMS
Benchmark	BSE 500 TRI
Portfolio Managers	Mr. Sumit Jain (Primary Portfolio Manager) / Chetan Thacker (Co-Portfolio Manager)
Minimum Initial Investment Amount	Rs. 50 Lakhs
Minimum Add-on Investment Amount	Rs. 5 Lakhs
Fees ¹	Fixed Management Fees: 2.50% p.a.
Systematic Transfer Plan (STP) ²	Investments will be made in a staggered manner as per the instructions provided by the client. Fees as per the respective strategy (ASK Liquid / ASK Equity) will be charged for the invested amount.

Notes:

- ¹In addition to the Management Fees, there are Recurring Expenses including Custody Fee, Account Opening Charges, Audit Fees, etc. to be payable at actuals. All fees and expenses will be subject to applicable taxes. For more details, kindly refer the Fee Schedule.
- ²Kindly refer to the STP Application Form for the detailed terms and conditions.
- Exit Charges are calculated on each tranche of inflow (initial or additional). Redemption amount is arrived at after calculation and charging of all Fees and

Disclaimers: Any information contained in this material shall not be deemed to constitute an advice, an offer to sell/purchase or as an invitation or solicitation to do for security of any entity and further ASK Investment Managers Limited (ASKIM) and its employees/directors shall not be liable for any loss, damage, liability whatsoever for any direct or indirect loss arising from the use of this information. Recipients of this information should exercise due care and caution and read the Disclosure Document (if necessary, obtaining the advice of finance/other professionals) prior to taking any decision on the basis of this information which is available on <https://www.askfinancials.com/ask-investment-managers/disclosure.aspx>

ASK Investment Managers Limited (Registration No: INP000008066) has not independently verified all the information and opinions given in this material. Accordingly, no representative or warranty, express or implied, is made as to the accuracy, completeness or fairness of the information and opinions contained in this material. ASKIM has launched direct onboarding facility. This facility shall enable users / visitors to have direct access to ASK IM PMS Investment approaches. These products are also available through existing Distributor/Referral or Channel Partners. The performance related information provided herein is not verified by SEBI nor has SEBI certified the accuracy or adequacy of the same.